

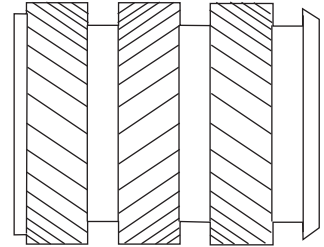
# FLO-TECH<sup>®</sup> INSERTS

A BLIND THREADED INSERT SPECIFICALLY FOR  
OVER-MOLD APPLICATIONS.



# FLO-TECH® INSERTS

A blind-ended threaded insert which has been introduced to meet the needs of those molders who, for a variety of reasons, prefer to mold in. The unique design of three opposed helical knurl bands combined with the included recesses give extremely high levels of performance in both pull-out and torque tests.



## ADVANTAGES

---

- Blind ended - prevents ingress of plastic
- Counterbore prevents ingress of plastic and eases assembly on locating pins
- Unique design ensures high levels of performance
- Rolled threads reduce risk of contamination of moldings due to metal swarf
- Absence of pip at blind end reduces risk of contamination and assists automatic insert loaders

## DESIGN GUIDE

---

Flo-Tech inserts can be installed after molding in some applications please contact [www.bulten.com](http://www.bulten.com) for further advice.

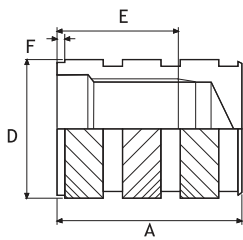
Mold pin design is critical to the success of the molding-in operation since the features shown are used to locate and retain the insert prior to molding and prevent the ingress of plastic during the process.

# FLO-TECH® INSERTS

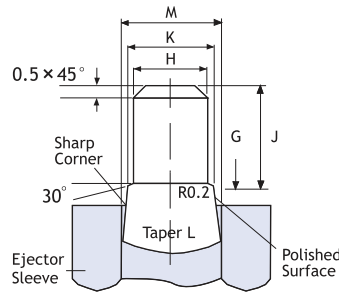
## TECHNICAL DATA

### INSERTS

PRODUCT CODE [FTC]



### LOCATING PIN



STANDARD MATERIAL: BRASS (B)  
Other materials possible on quotation

## DIMENSIONS

ISO METRIC

Unit: Millimetres

Thread Size	Insert Length A	Insert Ø D	Min E	Counterbore Depth F	G -.020 +.040	H -.025 +.000	J -.100 +.100	K -.0125 +.0125	L Inclusive degree	M
M2	5.5	3.4	3.6	1.0	0.80	1.55	2.65	2.300	6	3.00
M2.5	6.4	4.3	4.0	1.2	0.90	2.00	3.00	2.800	5	3.50
M3	7.3	4.7	4.6	1.3	1.05	2.45	3.40	3.125	4.5	4.00
M3.5	9.2	5.5	6.0	1.6	1.30	2.85	4.55	3.750	4.5	4.70
M4	10.2	6.3	6.7	1.8	1.55	3.25	5.00	4.425	4.5	5.40
M5	11.2	7.3	7.4	2.0	1.70	4.15	5.55	5.125	5	6.00
M6	14.4	9.8	8.1	2.0	1.80	4.95	6.15	6.600	5.5	8.00
M8	16.5	11.4	11.1	2.3	2.00	6.70	9.00	8.500	6	10.00
M10	17.9	13.8	11.9	2.4	2.10	8.40	9.70	10.500	6	12.00

Other lengths possible on quotation.

## HOW TO SPECIFY

Product Code **FTC-B-M3**

Material Code **FTC-B-M3**

Thread Size **FTC-B-M3**